

KR-800A

Auto Kerato-Refractometer



Workflow efficiency with the 3D auto alignment

More efficient operation and workflow

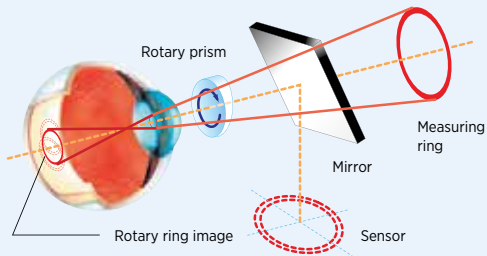
Topcon has significant experience in designing and producing high quality kerato-refractometers and tonometers. For a greater customer experience, we are proud to introduce the KR-800A with 3D auto alignment function. KR-800A offers enhanced efficiency and easier operation to improve day to day examination of workflow in a practice.

Features

- | 3D auto alignment function allows quicker and easier measurement
- | Smooth operation
- | 8.5 inch wide touchscreen control panel
- | Compact designed body
- | Easy set-up with a LAN network



Rotary prism measuring system (image)



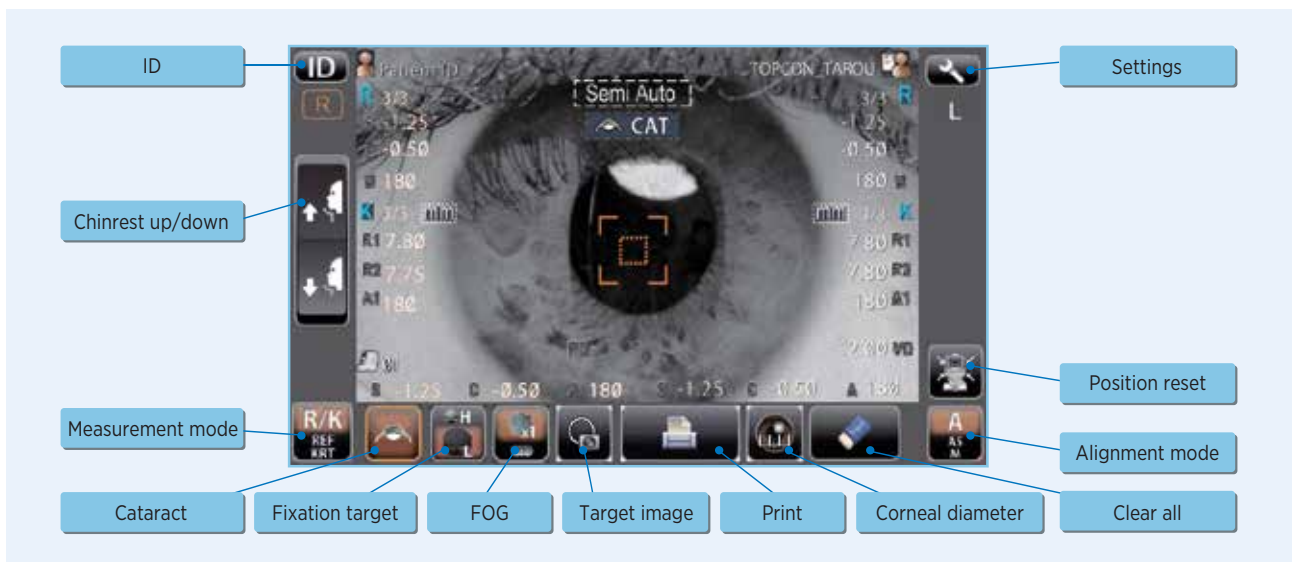
Unparalleled accuracy

The unique* Rotary prism technology, exclusive to Topcon, allows for unparalleled precision and reliability. This system measures a wider area of the retina while permitting measurements through pupils as small as 2 mm in diameter.

*The off-centered ring target can cover areas that may be occluded by a small pupil. The angle of the prism enables a wider area of the retina to be measured.

Wide 8.5 inch touchscreen control panel

The KR-800A is equipped with a wide 8.5 inch color touchscreen panel featuring clear, easy to read icons allowing the operator full control of the unit from a single screen during the measuring process.



Easy adjustment of touchscreen controlled chinrest

Up/down adjustment of chinrest is easily operated with the icons on the touchscreen's control panel.

Accommodation prevention

To prevent accommodation with especially young children, a feature which will "fog" the fixation target can be adjusted through the touchscreen.

Fogging can be set to ones in order to safe measurement time or set to multiple, repeatedly after each measurement in order to prevent accommodation.

Cataract mode

The cataract mode supports improved success rate to measure eyes with cataracts.

Alignment mode

"A" (Semi auto mode)

Once the pupil is roughly aligned, fine focus and measurement are performed automatically.

"AS" (Auto shoot mode)

Once the manual alignment is complete the measurement is taken automatically.

"M" (Manual mode)

All processes are performed manually.

KR-800A

Efficient workflow



One touch lock

The one touch lock supports a quick switch to lock the body.



Easy to load printer

The KR-800A is equipped with a built-in thermal printer that can be easily loaded with a paper roll.

1	OID NAME
	2013_01_20 AM 10:37 NO. 0018 SN : 0987000
	REF. DATA
	VD : 12.00 CYL: (-)
2	<R> S C A
	- 0.50 - 1.25 79
	- 0.50 - 1.25 78
	- 0.50 - 1.25 78
	- 0.50 - 1.25 78
	S.E. - 1.00
3	<L> S C A
	- 1.50 - 0.50 133
	- 1.50 - 0.50 133
	- 1.50 - 0.50 133
	- 1.50 - 0.50 133
	S.E. - 1.75
	PD: 67.5
	KRT DATA
4	<R> D MM A
	H 42.50 7.96 176
	V 42.00 8.01 86
	AVE 42.25 7.99
	CYL: -0.50 86
5	<L> D MM A
	H 42.25 8.00 169
	V 42.75 7.89 79
	AVE 42.50 7.95
	CYL: -0.50 169
	TOPCON

Print data sample

- 1 Operation ID
- 2 Refraction measurement data (right eye)
- 3 Refraction measurement data (left eye)
- 4 Keratometry measurement data (right eye)
- 5 Keratometry measurement data (left eye)



Quicker measurement with 3D auto alignment function

3D auto alignment function maintains proper alignment with the patient

3D auto alignment feature maintains XYZ alignment even during small eye movements, providing consistent and repeatable measurements.* An operator follows the alignment guidance on the monitor for initial alignment,

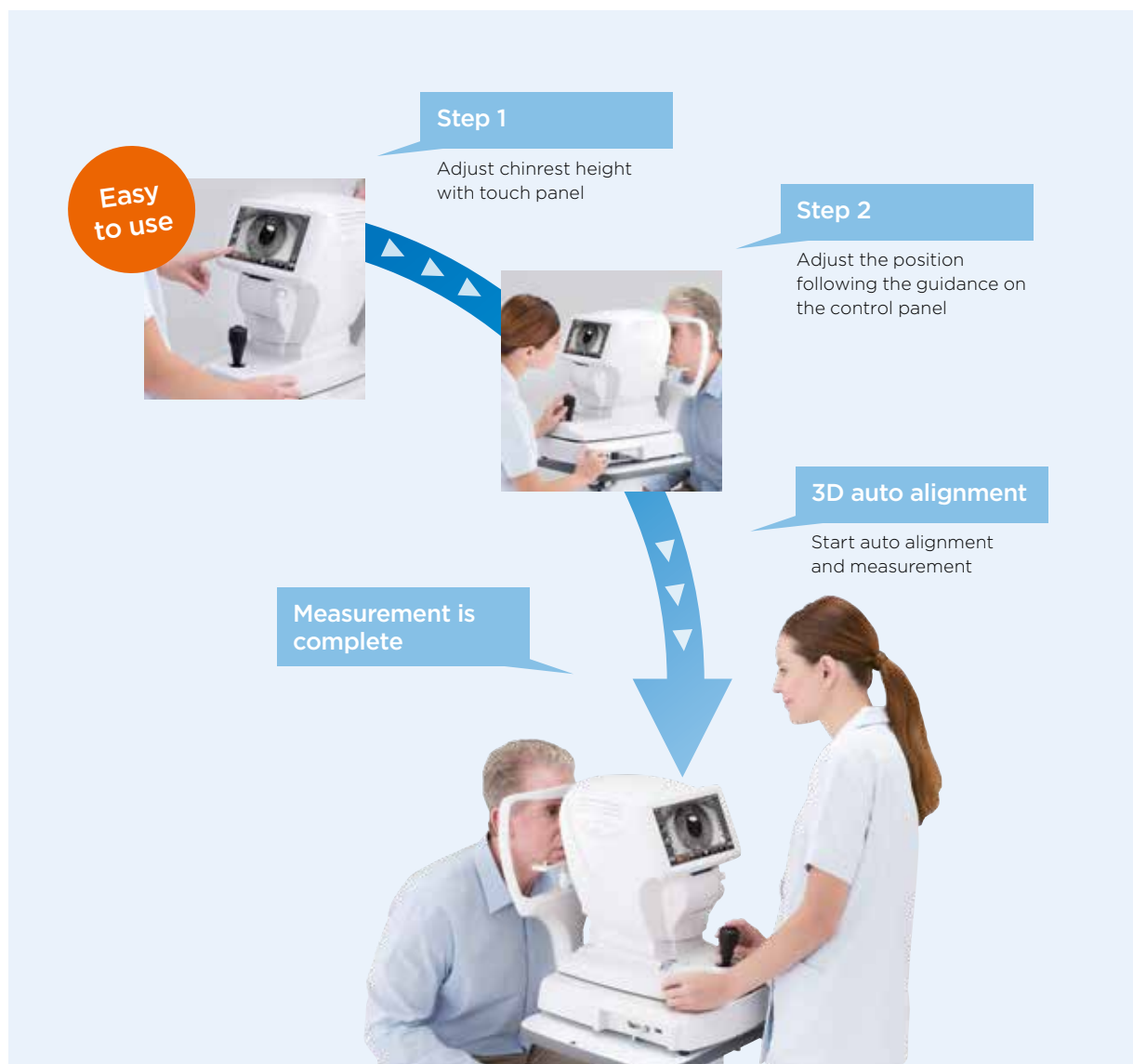
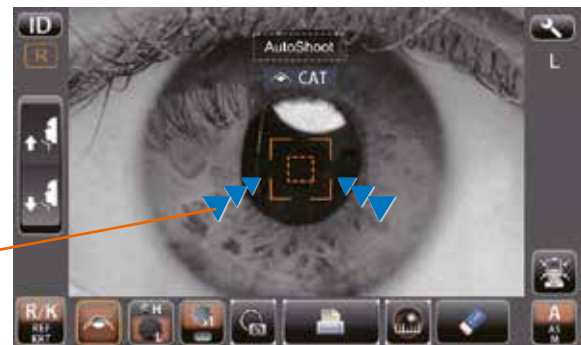
and then alignment and measurement starts automatically. 3D auto alignment function supports easy operation.

* Manual alignment may be required for patients with poor fixation.

Easy to follow guidance

Follow the initial alignment guidance to position the instrument, then the auto alignment and the measurement feature will take over.

Alignment marks

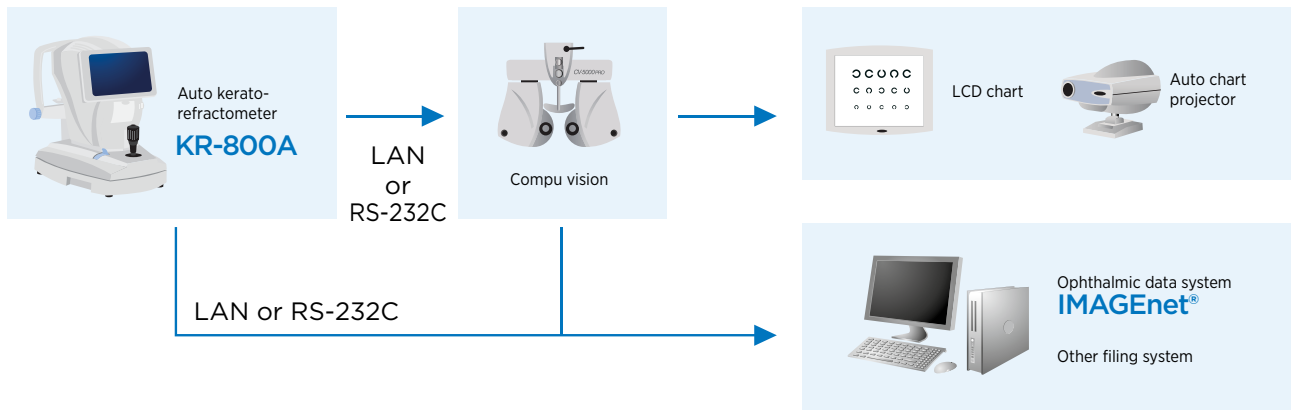


Specifications

Refractive power measurement	Spherical refractive power	-25D to +22D (0.12D/0.25D steps)*
	Cylindrical refractive power	0D to $\pm 10D$ (0.12D/0.25D steps)*
	Astigmatic axial angle	0° to 180° (in 1° or 5° steps)
	Minimal measurable pupil diameter	$\varnothing 2$ mm
Corneal curvature measurement	Corneal curvature radius	5.00 to 10.00 mm (0.01 mm step)
	Corneal refractive power	67.50D to 33.75D (0.12D/0.25D steps) (where corneal refractive power = 1.3375)
	Corneal astigmatic refractive power	0D to $\pm 10D$ (0.12D/0.25D steps)
	Corneal astigmatic axial angle	0° to 180° (1°/ 5° steps)
PD measurement range		20 mm to 85 mm (0.5 mm step)
Data transport terminal		USB (import) /RS-232C (export) / LAN (export)
Dimensions		317-341 mm (W) × 521-538 mm (D) × 447-477 mm (H)
Weight		15 kg
Power supply		100-240V AC, 50-60Hz, 30-65VA

* -25D \leq spherical refractive power + cylindrical refractive power or spherical refractive power + cylindrical refractive power \leq +22D

System chart



IMPORTANT

Subject to change in design and/or specifications without advanced notice.
In order to obtain the best results with this instrument, please be sure to review all user instructions prior to operation.
Medical device class Im. Manufacturer: Topcon Corporation.



TOPCON CORPORATION

TOPCON CORPORATION

Topcon Europe Medical B.V.
Essebaan 11; 2908 LJ Capelle a/d IJssel; P.O. Box 145;
2900 AC Capelle a/d IJssel; The Netherlands
Phone: +31-(0)10-4585077; Fax: +31-(0)10-4585045
E-mail: medical@topcon.eu; www.topcon-medical.eu

Topcon España S.A.
HEAD OFFICE; Frederic Mompou, 4;
08960 Sant Just Desvern; Barcelona, Spain
Phone: +34-93-4734057; Fax: +34-93-4733932
E-mail: medica@topcon.es; www.topcon.es

Topcon Deutschland GmbH
Hanns-Martin-Schleyer Strasse 41;
D-47877 Willich, Germany
Phone: (+49) 2154-885-0; Fax: (+49) 2154-885-177
E-mail: info@topcon-medical.de; www.topcon-medical.de

Topcon Ireland
Unit 276, Blanchardstown; Corporate Park 2
Ballycoolin; Dublin 15, Ireland
Phone: +353-18975900; Fax: +353-18293915
E-mail: medical@topcon.ie; www.topcon.ie

Topcon Danmark
Præstemarksvej 25; 4000 Roskilde, Denmark
Phone: +45-46-327500; Fax: +45-46-327555
E-mail: info@topcon.dk
www.topcon.dk

Topcon Italy
Viale dell'Industria 60;
20037 Paderno Dugnano, (MI) Italy
Phone: +39-02-9186671; Fax: +39-02-91081091
E-mail: info@topcon.it; www.topcon.it

Topcon Polska Sp. z o.o.
ul. Warszawska 23; 42-470 Siewierz; Poland
Phone: +48-(0)32-670-50-45; Fax: +48-(0)32-671-34-05
www.topcon-polska.pl

Topcon Great Britain Ltd.
Topcon House; Kennet Side; Bone Lane; Newbury
Berkshire RG14 5PX; United Kingdom
Phone: +44-(0)1635-551120; Fax: +44-(0)1635-551170
E-mail: medical@topcon.co.uk; www.topcon.co.uk

Topcon Scandinavia A.B.
Neogatan 2; P.O. Box 25; 43151 Mölndal, Sweden
Phone: +46-(0)31-7109200; Fax: +46-(0)31-7109249
E-mail: medical@topcon.se; www.topcon.se

Topcon France
BAT A1; 3 route de la révolte, 93206 Saint Denis Cedex
Phone: +33-(0)1-49212323; Fax: +33-(0)1-49212324
E-mail: topcon@topcon.fr; www.topcon-medical.fr



TOPCON CORPORATION

75-1 Hasunuma-cho, Itabashi-ku, Tokyo 174-8580, Japan.
Phone: 3-3558-2523/2522, Fax: 3-3960-4214, www.topcon.co.jp